

How To Buy Trump Meme Coin?



Trump Meme coin has gained popularity as it provides a fun and unique investment option in the cryptocurrency industry. We will walk you through every step of the process in this guide from creating a wallet to making the transaction so you can easily [launch your own meme coin](#) trend. We will begin the process of how to buy a Trump Meme coin in this article.

Step By Step Guide: How to Buy Trump Meme Coin

We will provide you with detailed steps on how to buy Trump meme coins.

Step 1 - Install Phantom Wallet

You must first install the Phantom wallet to begin using the Solana blockchain for transactions.

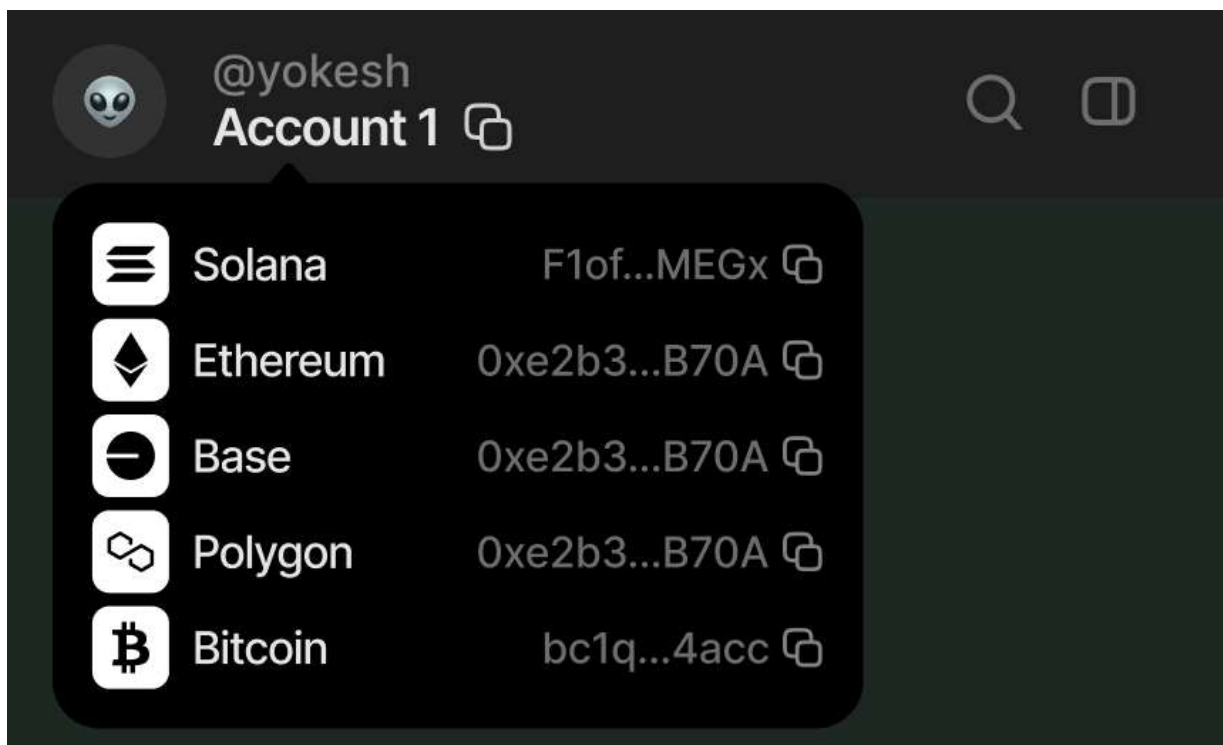
Download link - <https://phantom.com/download>

Step 2 - Set Up Your Wallet

After downloading the Phantom Wallet app either create a new wallet or import an existing Solana wallet by following the instructions.

Step 3 - Copy Your Solana Wallet Address

Open the app and find your Solana wallet address and copy it



Step 4 - Add Solana or USDT To Your Wallet

Send Solana (SOL) or Tether (USDT) to your Solana address to add it to your wallet.

Step 5 - Go To The Trading Page

Tap the third icon at the bottom of the app to go to the trading page.

\$178.40

+\$41.35 +30.17%



Receive



Send



Swap



Buy



OFFICIAL TRUMP

\$115.71



1.95491 TRUMP

+\$39.90



USDT

\$48.71

48.75965 USDT

+\$0.01



Solana

\$7.53

0.03054 SOL

-\$0.71





@yokesh
Account 1

0.5%

You Receive

0

\$0.00



SOL

0.02

Tokens

Trending

Solana

24h

#

Token

Price

1



Melania Meme
MELANIA

\$12.50
68.35%

2



OFFICIAL TRUMP
TRUMP

\$61.50
51.31%

3



OFFICIAL MR ...
MR BEAST

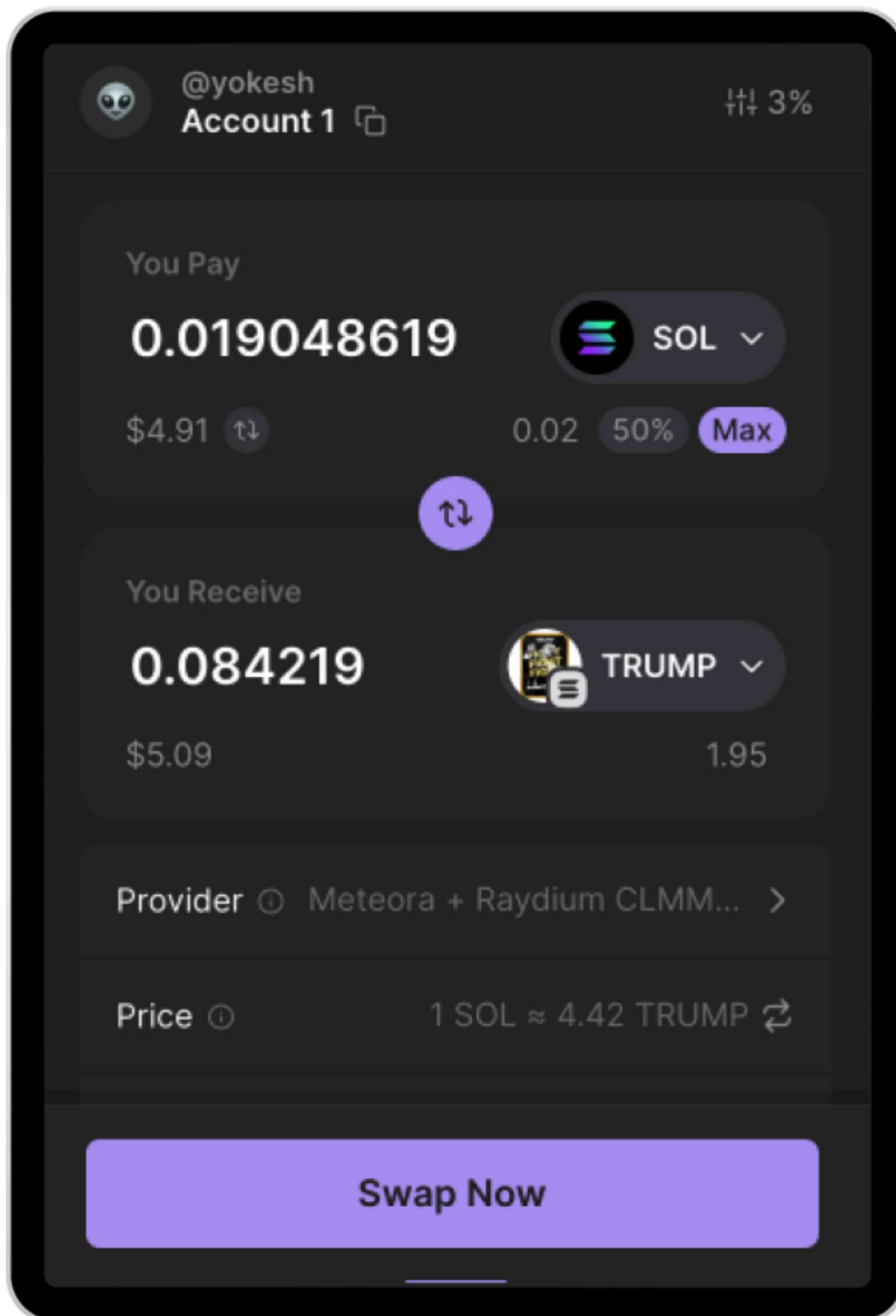
\$0.00440573
50,691.76%

go to the trading page find the trump coin

Find the Trump Meme Coin in the Trending Tokens section and click on it

Step 6 - Choose Swap

Click the “swap” button after choosing the Trump meme coin

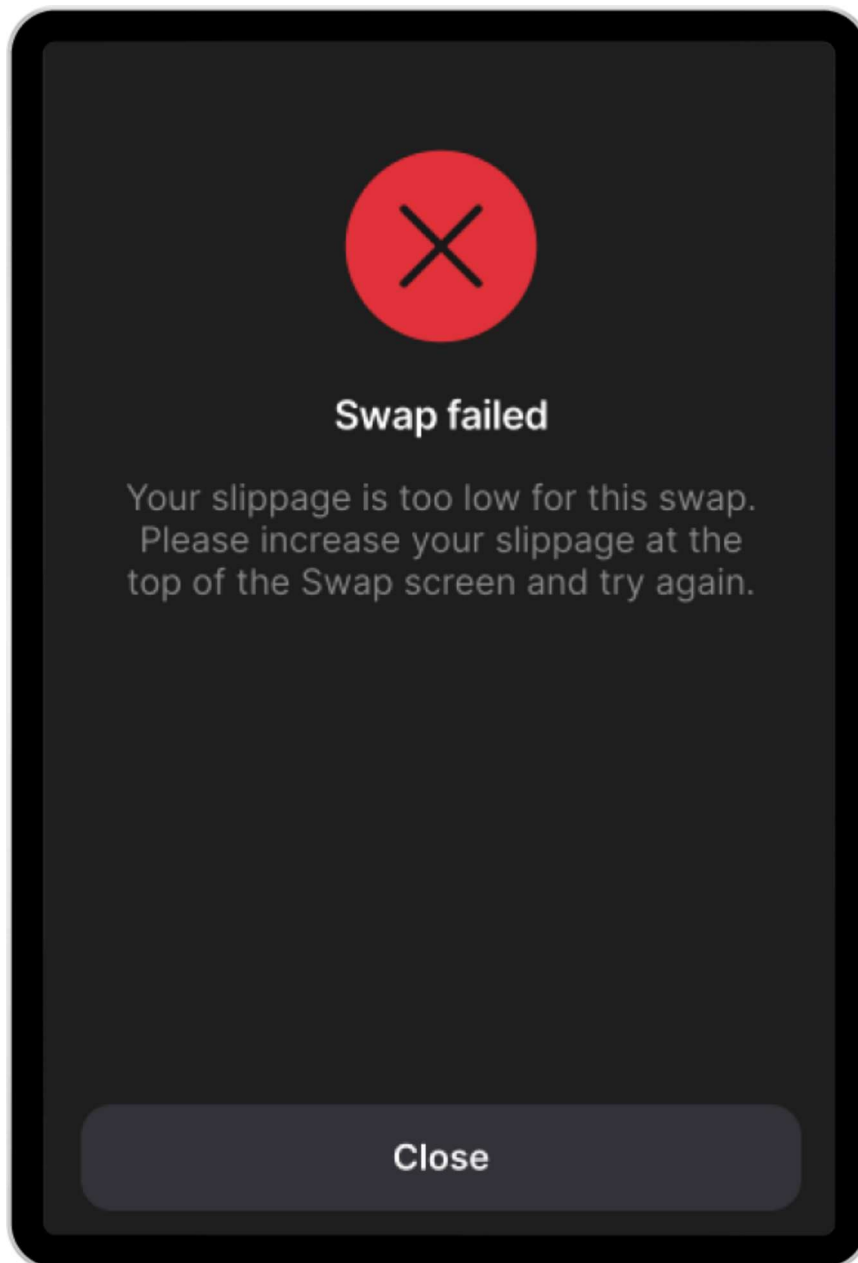


Step 7 - Specify The Amount

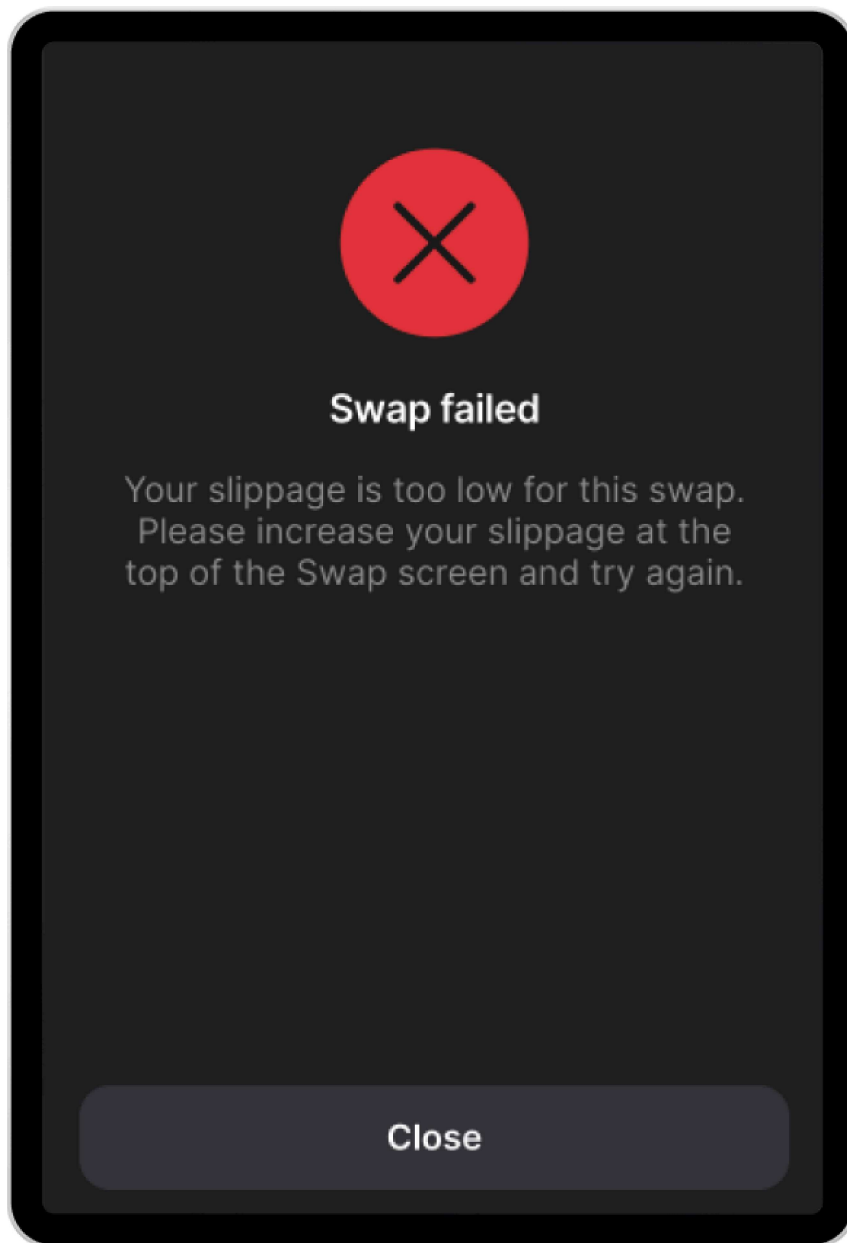
Enter the amount of USDT or Solana (SOL) that you would like to convert to a Trump meme coin.

Step 8 - Approve the Transaction

Verify the exchange. If you receive a slippage issue, reduce the number of Solana you are exchanging and try again.



Well done. You have brought a Trump Meme Coin Successfully.



Conclusion

Easy to buy Trump Meme Coins but using a trustworthy platform is essential. [BlockchainX](#) is your trusted meme coin development partner with over 7 years of experience. We provide easy to use tools so you can invest in the meme coin market with security. Our team of professionals makes sure you stay on track at all times. Are you prepared to buy Get expert advice from us right now.
