

How To Buy Melania Meme Coins?



The newest craze in the cryptocurrency world is Melania Meme Coin (\$MELANIA) which allows fans to join a fascinating new movement. This coin which is based on the Solana blockchain has drawn interest from both meme enthusiasts and investors.

After President-elect Donald Trump launched the \$TRUMP coin, Melania Trump has just released her own cryptocurrency, the \$MELANIA meme coin. The \$MELANIA meme coin has grown significantly since its launch and with its price rising by more than 2000 % in a short time frame.

This article has everything you need to join in the hype and the steps to how to buy Melania memecoin safely and quickly.

Step By Step Guide: How to Buy Melania Meme Coin

We will walk you through the process of how to buy Melania Memecoins.

Step 1 - Installing the Phantom Wallet

The phantom is a wallet that was designed specifically for the Solana blockchain

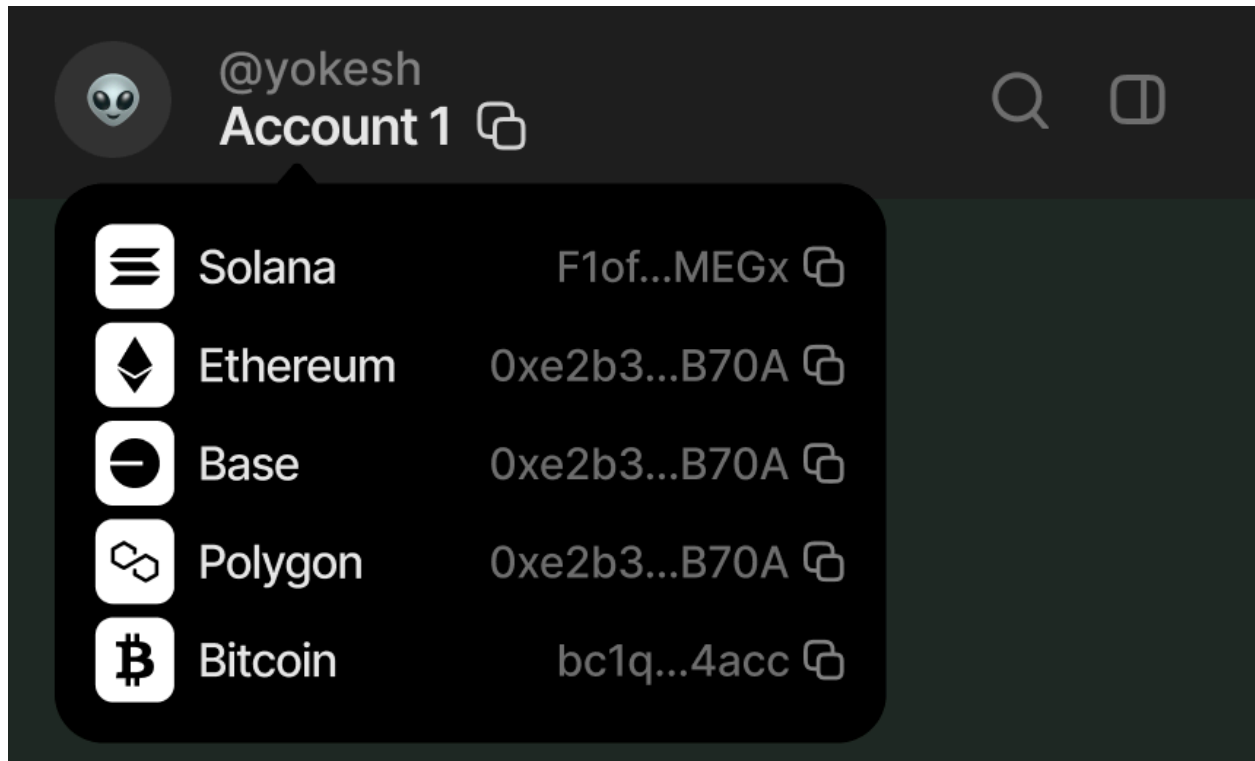
Download link - <https://phantom.com/download>

Step 2 - Set Up Your Wallet

After downloading it, set up your wallet app by following the instructions. You have two options -
Either create a new Solana wallet or import a current one

Ensure that you have safely saved your recovery phase

Step 3 - Copy Your Solana Wallet Address



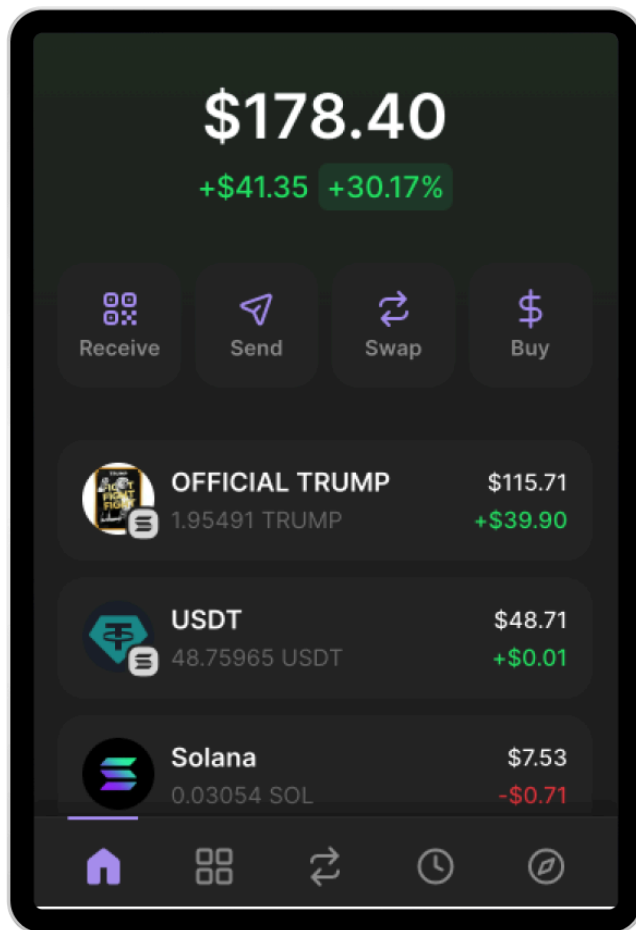
copy your solana wallet address

You can find your Solana wallet address on the app. You will need this address for deposit so make a copy.

Step 4 - Deposit USDT or SOL To Your Wallet

Send USDT (on the Solana blockchain) or Solana (SOL) to your address through a trustworthy crypto exchange such as Coinbase or Binance.

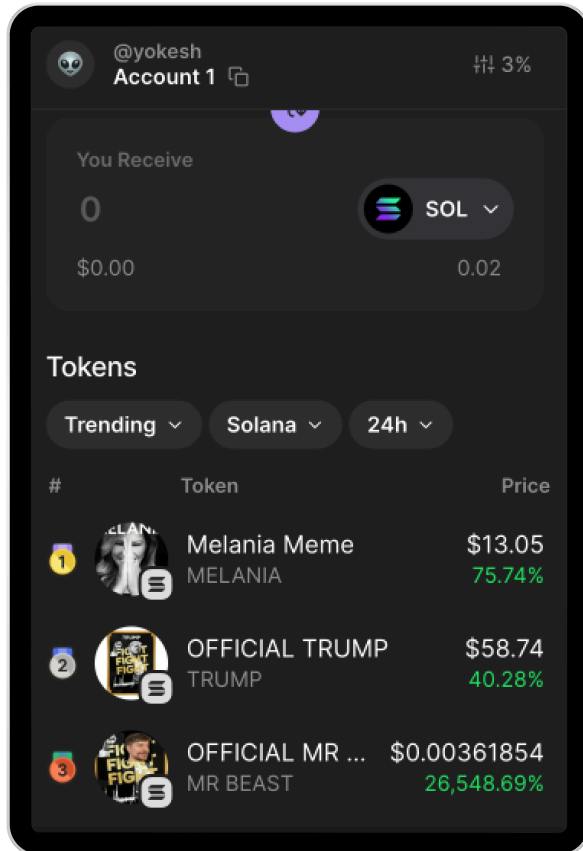
Step 5 - Visit the Trade Page



visit the trade page

The third icon at the bottom of the Phantom app is the Trade icon and click on it

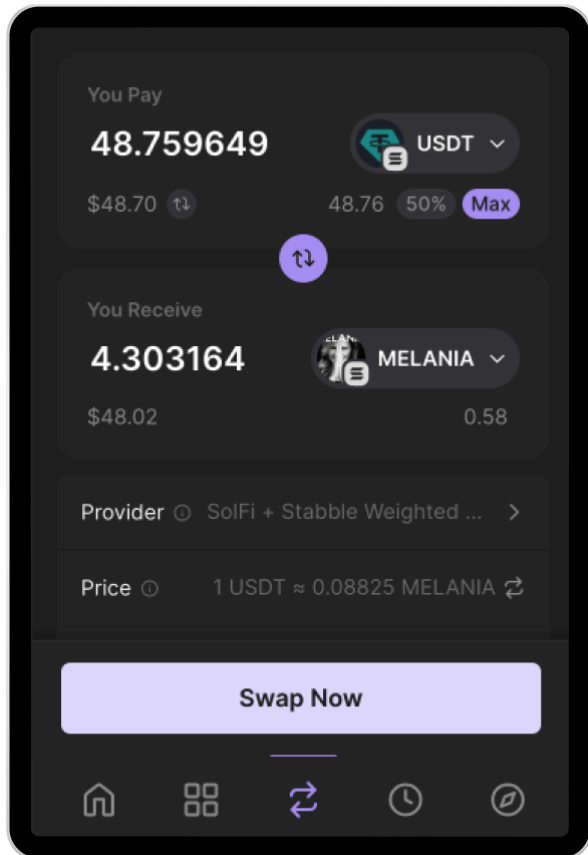
Find the Melania Meme coin under “Trending Tokens” and choose it.



trending tokens

Step 6 - Enter The Swap Amount

You can choose how many SOL or USDT you want to exchange for Melania Meme coins.

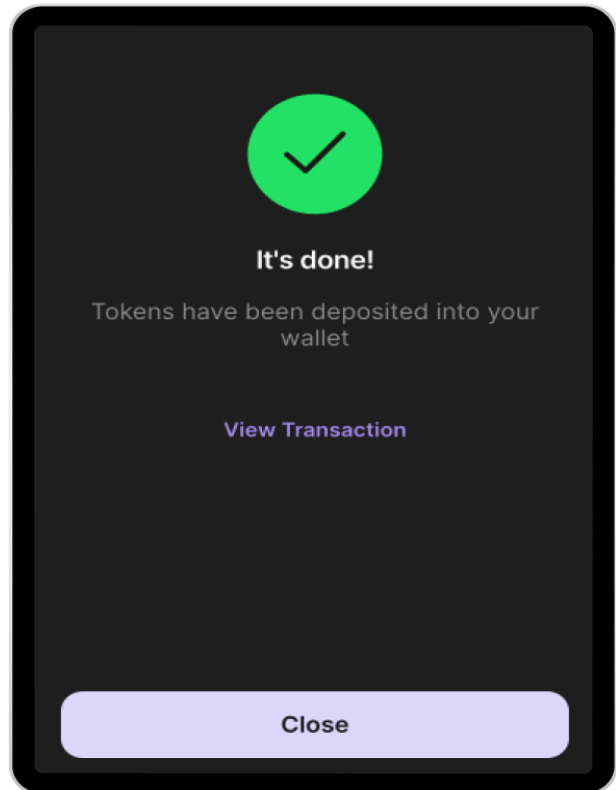
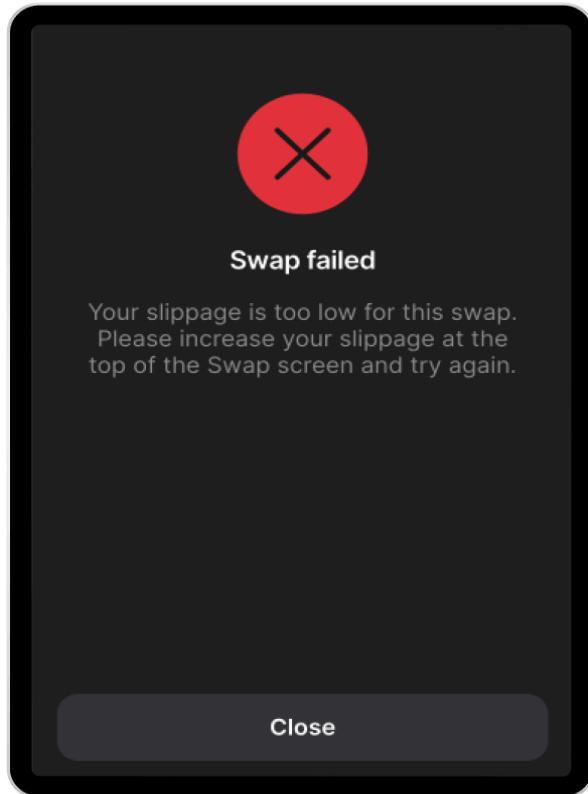


enter the swap amount

Step 7 - Approve the Swap

Verify the transaction in your wallet

Reduce the amount you are trying to swap and try the transaction again if you run into a slippage problem.



approve the swap swap done.

Completed

You have successfully purchased the Melania Meme coin.

Don't wait—Launch your Meme coin with the help of BlockchainX - a Meme coin Development Company. Contact us to get timely access to safe transactions.

[Launch Your Own Meme Coin](#)

Conclusion

[BlockchainX](#) is a Meme coin Development Company which has over 7+ years of experience in creating and launching successful meme coin projects. Our team of experts is committed to helping you through the process and making sure that both beginner and experienced investors have a smooth experience. Our goal is to create a meme coin development profitable, effective and accessible. You can rely on BlockchainX to help you transform your ideas into profitable meme coin ventures.